



RESILIENCE

ENDEAVOUR | EVOLVE | ELEVATE

Disclaimer

Atul Ltd (Atul) may, from time to time, make written and oral forward-looking statements, in addition to the statements contained in the filings of the Company with BSE Ltd and National Stock Exchange of India Ltd, and our reports to shareholders. The Company does not undertake to update any forward-looking statements that may be made from time to time by or on behalf of it.

All information contained in this presentation has been prepared solely by Atul. The Company does not accept any liability whatsoever for any loss, howsoever, arising from any use or reliance on this presentation or its contents or otherwise arising in connection therewith.


About Atul



founder
Kasturbhai Lalbhai
(1895 - 1980)



economist
Balwantraai Mazumdar
(1902 - 1981)



chemical engineer
Siddharth Lalbhai
(1923 - 1998)



first site
spread across 1,300 acres



inauguration
first company of India to be
inaugurated by its first Prime Minister

Profile



8
production sites



140
brands



73 MW
captive power plant



30
industries



32 MLD
effluent treatment




4,000
customers



900 + 400
products and formulations



88
countries



Industries served



Agriculture



Dyestuff



Home Care



Rubber



Automobile



Electrical and
Electronics



Horticulture



Soap and
Detergent



Composites



Flavour



Paint and
Coatings



Sport and
Leisure



Construction



Food



Paper



Textile



Cosmetics



Fragrance



Personal Care



Tyre



Defence



Glass



Pharmaceuticals



Wind Energy

Group entities



Atul Ltd



Atul Bioscience Ltd



Atul Products Ltd



DPD Ltd



Atul Rajasthan Date Palms Ltd



Amal Ltd



Rudolf Atul Chemicals Ltd



Anaven LLP



Valsad Institute of Medical Sciences Ltd



Atul Brasil Quimicos Ltd



Atul China Ltd



Atul Europe Ltd



Atul Ireland Ltd



Atul Middle East FZ-LLC



Atul USA Inc



Atul Foundation



Atul Club

Businesses



Aromatics



**Bulk Chemicals
and Intermediates**



Colors



**Crop Protection –
Bulk Actives**



**Crop Protection –
Retail**



Floras



Pharmaceuticals



**Polymers –
Performance Materials**



Polymers – Retail

Joint-ventures

Partner	Joint venture company	Holding %	Period	Product group(s)
American Cyanamid	Cyanamid India	35 – 65	1961 – 1999	Agrochemicals and pharmaceuticals
ICI	Atic	50 – 50	1955 – 1995	Textile dyes
Ciba-Geigy	Cibatul	65 – 35	1960 – 1998	Resins and hardeners
Government of Rajasthan	ARDPL*	74 – 26	2010	Tissue culture raised date palm plants
Rudolf	RACL**	50 – 50	2011	Textile chemicals
Nouryon	Anaven LLP	50 – 50	2017	Monochloroacetic acid

*Atul Rajasthan Date Palms Ltd | ** Rudolf Atul Chemicals Ltd

Profit and loss (consolidated)

₹ cr

Particulars	Q3 2025 - 26	Q2 2025 - 26	Inc (dec) (%)	Q3 2024 - 25	Inc (dec) (%)	9 months 2025 - 26	9 months 2024 - 25	Inc (dec) (%)
Revenue	1,574	1,552	1%	1,417	11%	4,603	4,132	11%
EBITDA	286	316	(9%)	240	19%	863	750	15%
EBITDA%	18%	20%	(2%)	17%	1%	19%	18%	1%
PBT	203	231	(12%)	155	31%	612	506	21%
PBT%	13%	15%	(2%)	11%	2%	13%	12%	1%
PAT	164	182	(10%)	117	40%	478	369	30%
PAT%	10%	12%	(2%)	8%	2%	10%	9%	1%
EPS	55	61	(10%)	37	49%	159	121	31%

Balance Sheet (consolidated)

₹ cr

Particulars	As on December 31, 2025	As on March 31, 2025
Fixed assets	2,806	2,950
Other non-current assets	1,150	1,106
Total non-current assets	3,956	4,056
Inventories	857	765
Trade receivables	1,115	1,126
Other current assets	270	238
Current investments	1,412	816
Total current assets	3,654	2,945
Total assets	7,610	7,001
Equity share capital	29	29
Other equity	6,106	5,633
Total equity	6,135	5,662
Non current liabilities	469	455
Trade payables	739	615
Other current liabilities	267	269
Total current liabilities	1,006	884
Total liabilities	7,610	7,001

Segment financials (consolidated)

₹ cr

Particulars	Performance and Other Chemicals			Life Science Chemicals			Others			Un-allocable		
	9 months	9 months	Inc (dec)	9 months	9 months	Inc (dec)	9 months	9 months	Inc (dec)	9 months	9 months	Inc (dec)
	2025 - 26	2024 - 25	(%)	2025 - 26	2024 - 25	(%)	2025 - 26	2024 - 25	(%)	2025 - 26	2024 - 25	(%)
Revenue	3,198	2,827	13%	1,344	1,248	8%	61	57	7%	0	0	-
PBIT	291	260	12%	274	250	10%	11	11	-	0	0	-
PBIT%	9%	9%	-	20%	20%	-	18%	19%	(1%)	-	-	-
Assets	3,755	3,712	1%	1,318	1,335	(1%)	245	221	11%	2,292	1,788	28%
Liabilities	836	688	22%	282	278	1%	24	22	9%	333	343	(3%)

Performance of both the segments improved

Higher sales and an improved product mix in the Pharmaceuticals and Crop Protection sub-segments have driven better profitability in the Life Science Chemicals segment.

Improved performance of Atul Products and Amal, along with a better product mix in the Colors sub-segment, has resulted in enhanced profitability in the Performance and Other Chemicals segment.

Atul diaries

CEP granted



Atul Bioscience received the **CEP** for Valacyclovir.

New canteen




Inaugurated a new canteen in the **east area** of the Atul site.

Atul Foundation Health Center



Commenced **ESIC OPD and dental services** at Atul Foundation Health Center.

Increased capacity



Increased capacity of **Multigrip Resin** by about 830 TPA, and the **RACL plant** by about 475 TPM.

New products




Commercialised the production of three new products: **Toluloxy benzyl amine hydrochloride**, **Dichloroprop-P** and **Chlorsulfuron**.

Reduced water consumption




Reduced water consumption by **1,470 KLD** compared to the same period in the previous year.

IMS integration



Completed integration of the **Integrated Management System (IMS)**, covering QMS, EMS and OHSMS, across the Atul site, and the IMS integration audit for Atul with zero nonconformities.

Renewable energy



Executed a **13.2 MW** hybrid power agreement under a group captive arrangement with M/s Torrent Urja 39 Pvt Ltd; power supply is scheduled to commence by the end of March 2027.

Accolade

Case study competition



Secured first position in the Vadodara regional round of the manufacturing case study competition titled, **Celebrating Manufacturing Excellence in Action**

Hurun Stars of Gujarat



Honoured with the '**Vanguard of Chemical Innovation and Global Industrial Leadership Award**'

Supply Chain Champion



Received the **Supply Chain Champion** (Chemical Sector-Top 10) award at the ISCM Supply Chain Ranking 2025

Exhibition

In-cosmetics



Aromatics team participated in the **In-cosmetics Asia** exhibition from November 4 – 6, 2025

Meet at Agra



Polymers – Retail team participated in the **Meet at Agra** exhibition from November 7 – 9, 2025.

CPHI



Aromatics, Bulk Chemicals and Pharmaceuticals teams participated in the **CPHI exhibition** in Delhi NCR from November 25 – 27, 2025

Serving the society

Education



Supported 7,667 students across 31 *anganwadis* and 76 schools through the Adhyapika project.

Empowerment



Conducted financial literacy sessions for 20 self-help groups, benefiting 185 women through the Atul Uttara project.

Serving the society

Health



Conducted 18 eye camps in Atul and Ankleshwar, benefiting 4,973 patients, with 3,830 receiving spectacles and 239 undergoing cataract surgeries.

Relief



Hosted Atul Balmela under the Ojas project, featuring 34 interactive stalls that encouraged creativity and fostered a scientific temperament among children.

Serving the society

Infrastructure



Initiated the renovation of five *anganwadis* to create joyful safe spaces for young children.

Conservation



Launched waste management activities in two villages with SBI Foundation.

Brands



Contact us



Website

www.atul.co.in



LinkedIn

<https://www.linkedin.com/company/atul-limited>



Facebook

www.facebook.com/AtulLimited

Atul Ltd

Atul House

G I Patel Marg, Ahmedabad 380 014, Gujarat
India

shareholders@atul.co.in | (+91 79) 2646 1294